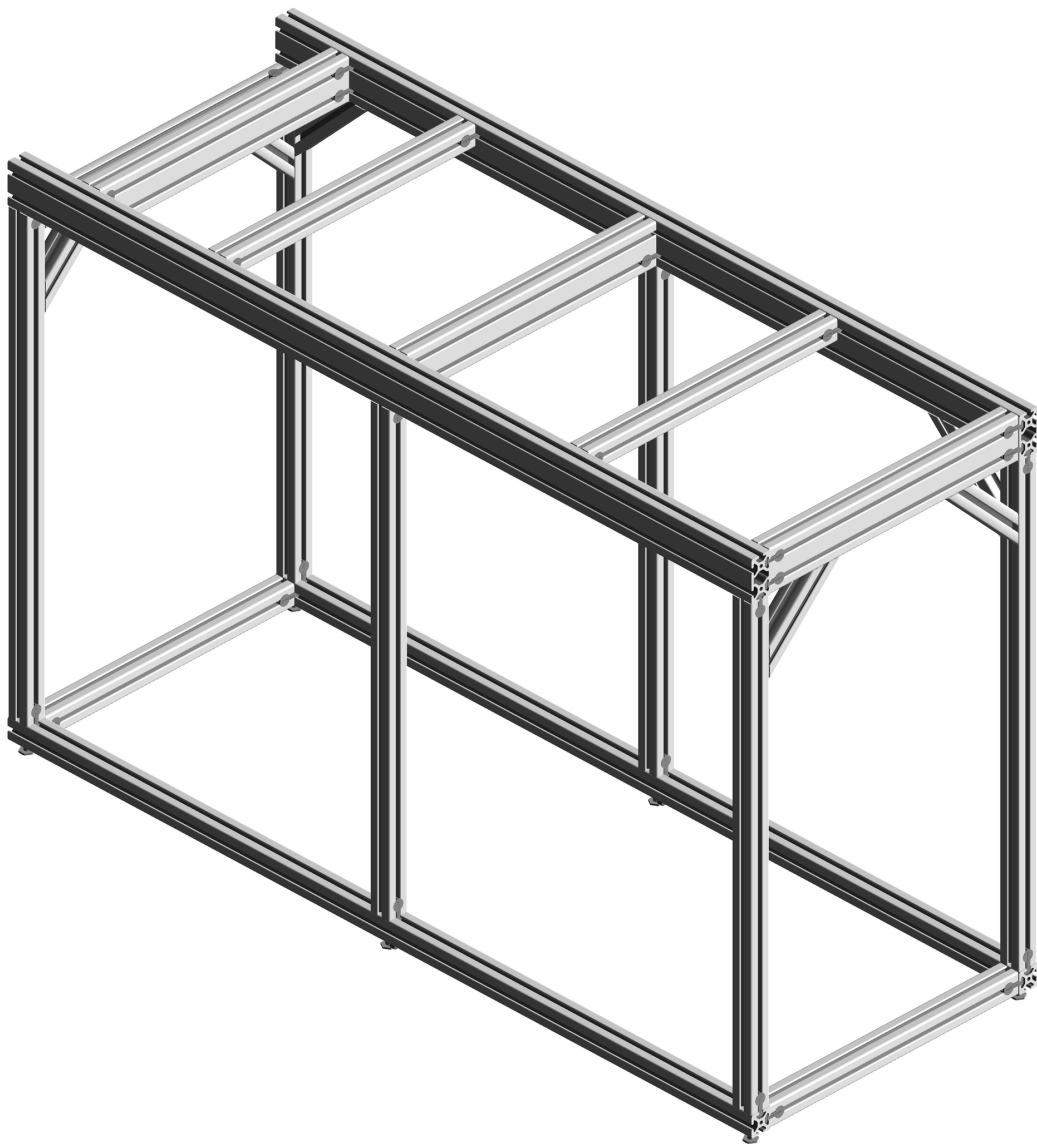


Design Title :
Designer :
Company :
Address :
E-Mail :
Phone :
Date : 3/21/2020



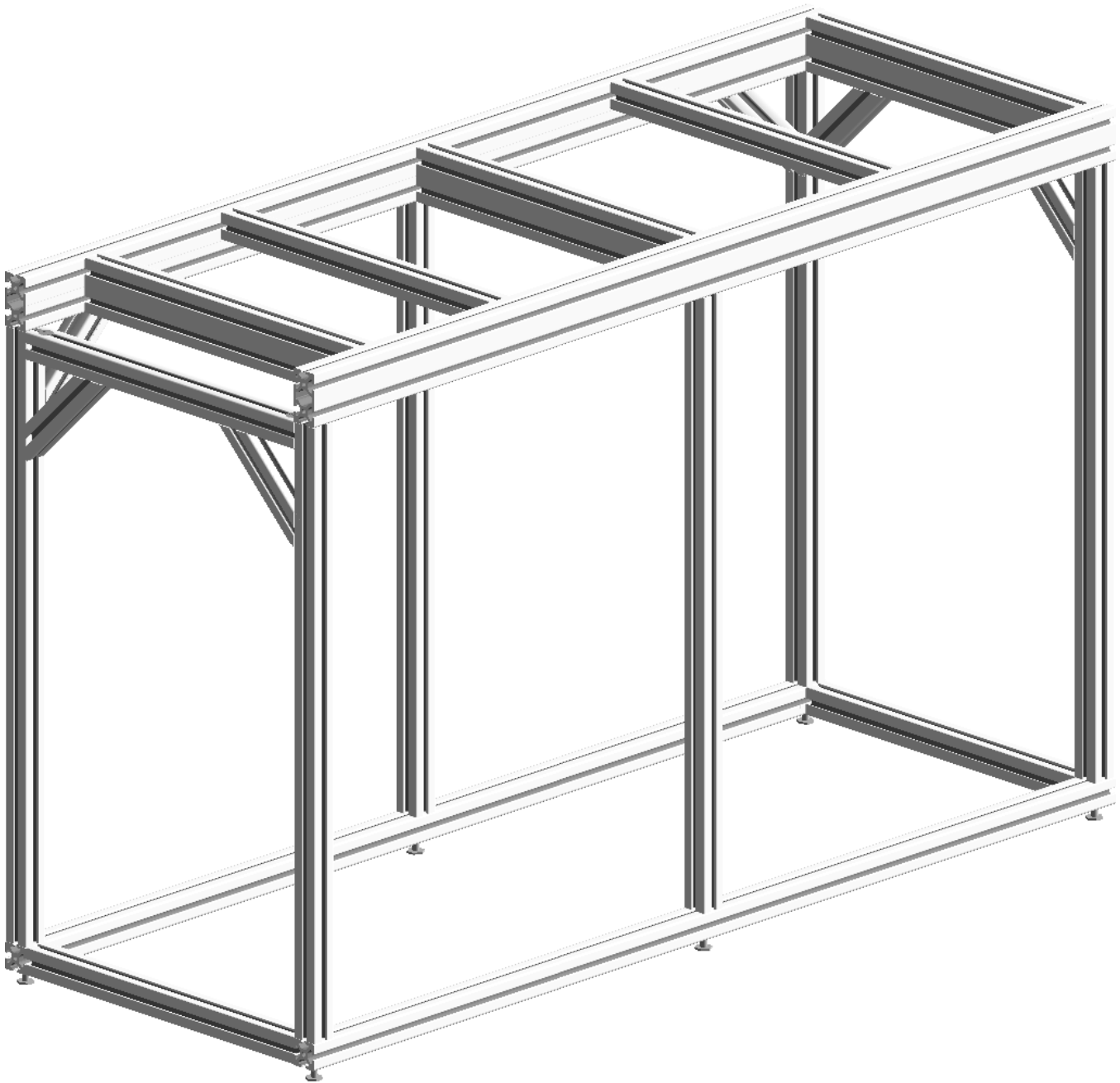
8020 Inc's Terms & Conditions

Limitation of Warranties: Seller warns that the goods sold under this Agreement are only warranted free from defects in workmanship and materials as described in this Agreement. Seller makes no other warranty, express or implied, as to the goods. Seller acknowledges receipt of, and Buyer acknowledges that it provided, design and specifications for the use of the goods to be sold under this Agreement. No warranty is made by Seller, express or implied, that the goods as used in Buyer's design and specifications are fit for Buyer's specific purpose. The use of any sample or model used in connection with this Agreement is for illustrative purposes only, and is not to be construed as a warranty, express or implied, that the use of the goods as designed or illustrated are fit for any particular purpose for which the design or specification may have been created by the Buyer. The description of the goods contained in this Agreement is for the sole purpose of identifying the goods. No warranty of merchantability or fitness for a particular purpose is made by Seller except that the goods being delivered under this Agreement will be substantially identical with the model or sample provided. Apart from this written statement of warranty, there are no warranties, express, implied or statutory, which extend beyond the description of the products on the face hereof. Buyer agrees to indemnify, defend and hold harmless Seller, including attorney fees (including appeals), from any lawsuit, cause, damages, or other actions which may arise from the use of the goods provided under this contract as a result of the design and specifications created and provided by Buyer. This warranty shall be construed and enforced under the laws of the State of Indiana.

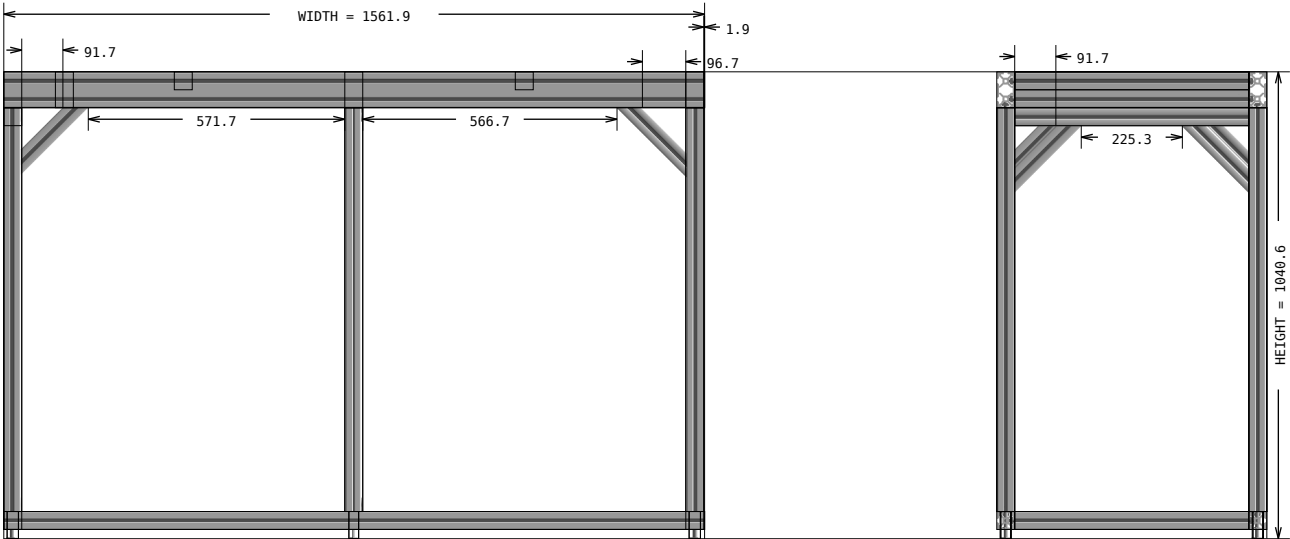
Bill of materials

TAG	Part #	Qty	Length each (or area)	Units	Total wgt (kg)	Description (all extrusion dimensions at the left end)	Each \$	Price \$
A	40-4040	2	1561.90	MM	7.08	40MM X 40MM T-SLOTTED PROFILE	31.24	62.48
B	40-4040	4	521.90	MM	4.73	40-7044 in slot B Both Ends;	10.44	41.75
C	40-4040	6	900.00	MM	12.24	40-7044 in slot A Both Ends;	18.00	108.00
D	40-4040-LITE	1	216.78	MM	0.39	40-7080 ***PER DRAWING 1***	4.34	4.34
E	40-4040-LITE	1	521.90	MM	0.95	40-7044 in slot B Both Ends;	10.44	10.44
F	40-4040-LITE	5	209.71	MM	1.90	40-7080 ***PER DRAWING 2***	4.19	20.97
G	40-4080	1	521.90	MM	2.13	40-7044 in slot F Both Ends;	20.88	20.88
H	40-4080	2	521.90	MM	4.26	40-7044 in slot G Both Ends; 40-7044 in slot F Both Ends;	20.88	41.75
I	40-4080	2	1561.90	MM	12.75	40MM X 80MM T-SLOTTED PROFILE	62.48	124.95
J	65-2191	6	1.00	EA	0.23	M10 ECONOMY LEVELING FOOT	2.90	17.40
K	65-2509	2	1.00	EA	0.02	12.7MM DOUBLE TUBE CLAMP	0.69	1.38
L	40-7010	13		EA		CUT TO LENGTH 40-4040, 40-4040-LITE	1.95	25.35
M	40-7020	5		EA		CUT TO LENGTH 40-4080, 40-4080-LITE	2.45	12.25
N	40-7044	32		EA		40 S ANCHOR FASTENER COUNTERBORE	2.60	83.20
O	40-7080	6		EA		MITER CUT & COUNTERBORE 40-4040, 40-4040-LITE	14.30	85.80
P	40-3897	32		EA	1.45	ANCHOR FASTENER W/ M8 BOLT & STANDARD T-NUT	3.25	104.00
Total Weight:		48.15 kg (106.15 lbs)				Total Amount:		\$ 764.93

Isometric view

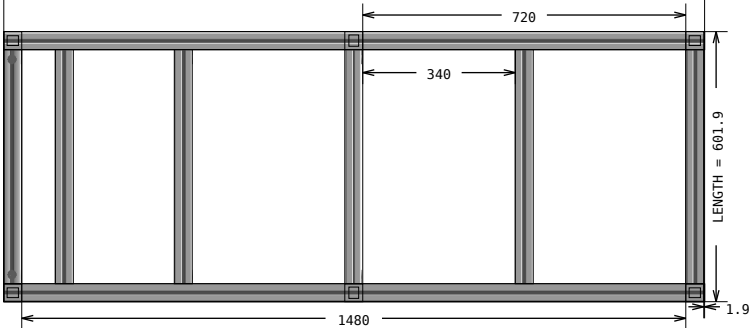


Multiview

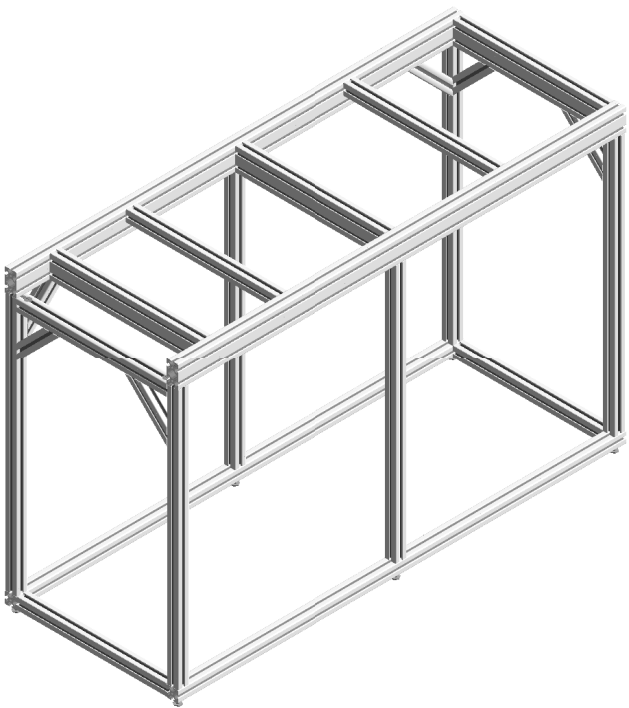


FRONT

LEFT

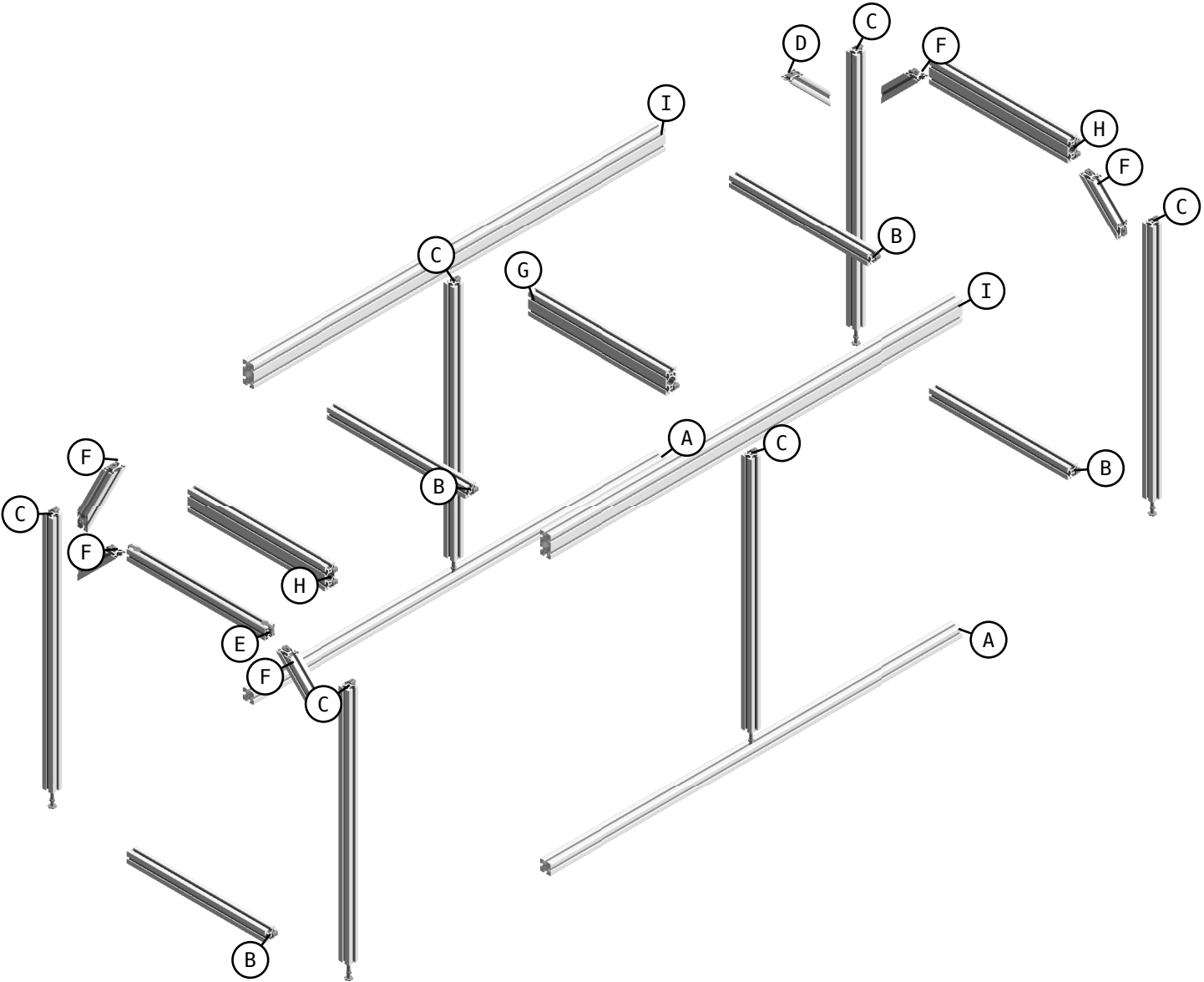


TOP




ISOMETRIC

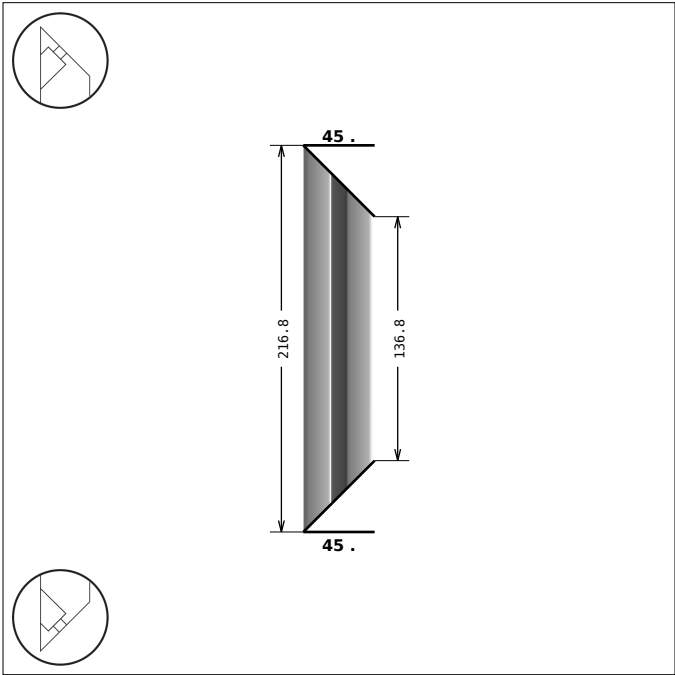
Exploded view




Sliced profile details



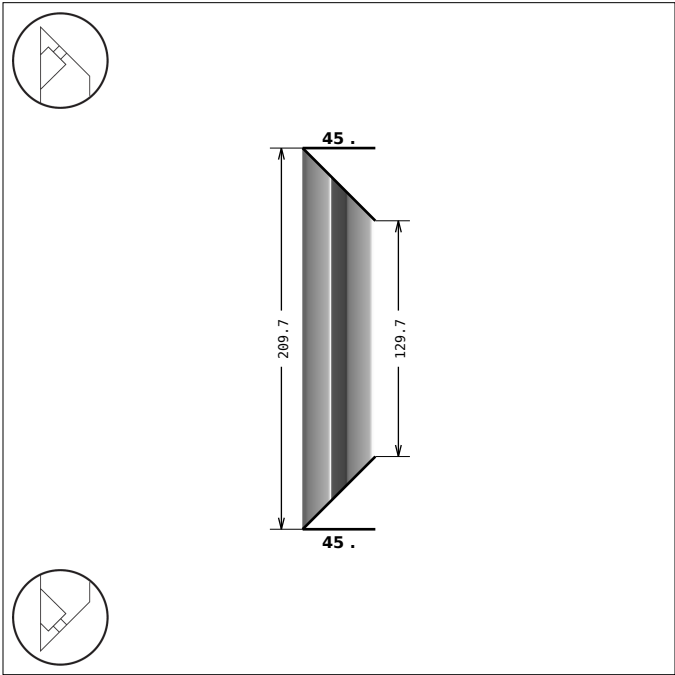
**DRAWING 1, Tag D
FRONT VIEW**



**DRAWING 1, Tag D
LEFT VIEW**








**DRAWING 2, Tag F
FRONT VIEW**



**DRAWING 2, Tag F
LEFT VIEW**

Assembly hints

All types of connectors	40-3897	ANCHOR FASTENER W/ M8 BOLT & STANDARD T-NUT
<div><div><div><div><div><p>Anchor Cam</p><p>SHCS</p><p>T-Nut</p></div><div><p>Step #1</p><p>Anchor fasteners are composed of a socket head cap screw (SHCS), anchor cam and T-nut.</p></div></div><div><div><p>Step #2</p><p>Anchor fasteners ship pre-assembled. Slightly loosen the nut and bolt.</p></div><div><div><p>Step #3</p><p>Load the assembled anchor fastener into the counterbore hole. Be sure to position the T-nut with the offset hole oriented toward the top of the fastener. (See photo, Step #2)</p></div><div><div><p>Step #4</p><p>While holding the anchor fastener in the counterbore hole, slide the mating profile into place.</p></div><div><div><p>Step #5</p><p>Square and align the mating profile. Using a T-handle hex wrench, tighten the SHCS in a clockwise motion until the profiles are securely affixed.</p></div></div></div><div>Steps required to assemble typical anchor connector</div></div></div></div></div></div>		

Disclaimer

8020 Inc's Terms & Conditions

Limitation of Warranties: Seller warns that the goods sold under this Agreement are only warranted free from defects in workmanship and materials as described in this Agreement. Seller makes no other warranty, express or implied, as to the goods. Seller acknowledges receipt of, and Buyer acknowledges that it provided, design and specifications for the use of the goods to be sold under this Agreement. No warranty is made by Seller, express or implied, that the goods as used in Buyer's design and specifications are fit for Buyer's specific purpose. The use of any sample or model used in connection with this Agreement is for illustrative purposes only, and is not to be construed as a warranty, express or implied, that the use of the goods as designed or illustrated are fit for any particular purpose for which the design or specification may have been created by the Buyer. The description of the goods contained in this Agreement is for the sole purpose of identifying the goods. No warranty of merchantability or fitness for a particular purpose is made by Seller except that the goods being delivered under this Agreement will be substantially identical with the model or sample provided. Apart from this written statement of warranty, there are no warranties, express, implied or statutory, which extend beyond the description of the products on the face hereof. Buyer agrees to indemnify, defend and hold harmless Seller, including attorney fees (including appeals), from any lawsuit, cause, damages, or other actions which may arise from the use of the goods provided under this contract as a result of the design and specifications created and provided by Buyer. This warranty shall be construed and enforced under the laws of the State of Indiana.